

客户
CUSTOMER 鑫源洋

承认书
SPECIFICATION FOR APPROVAL

RoHS

客户料号 CUSTOMER P/N	
DDK P/N	EE16/14/8.4-JP4
承认书编号 SPEC NO	
版本号 REV NO	A0
日期 DATE	2017.07.19

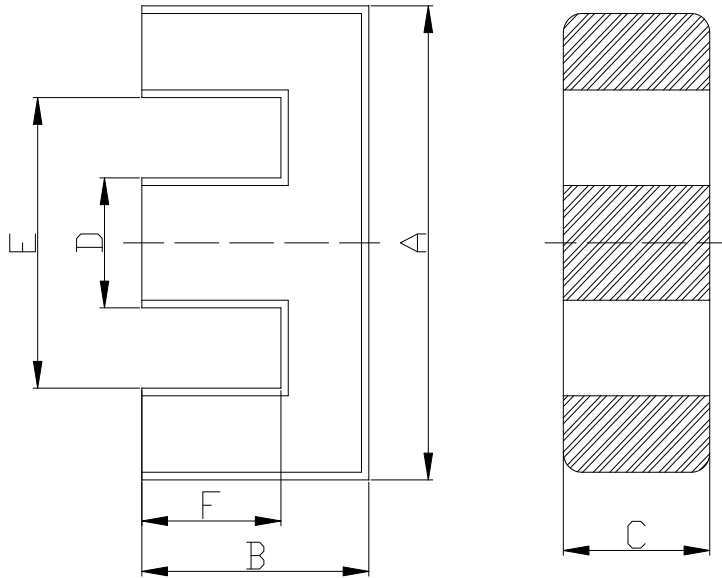
客户认可
APPROVED BY:

承 认 书
SPECIFICATION FOR APPROVAL

客户 CUSTOMER	鑫源洋		
客户料号 CUSTOMER P/N		DDK P/N	EE16/14/8.4-JP4
1.变更记录 REVISION RECORD:			
版本号 REV NO	更改内容及原因 CONTENTS AND REASONS	日期 DATE	担当 DRAWN
A0	新规格 The new specifications	2017.07.19	黄晓丽

客户 CUSTOMER	鑫源洋	客户料号 CUSTOMER P/N		版本号 REV NO	A0
DDK P/N	EE16/14/8.4-JP4		日期 DATE	2017.07.19	

2.尺寸 DIMENSIONS(mm)



尺寸 DIMENSIONS(mm)	
A	16.50±0.50
B	7.50±0.30
C	8.40±0.30
D	4.50±0.30
E	11.10 MIN
F	5.45±0.25

磁芯参数 CORE PARAMETERS

有效磁路长度 Effective Length Le	36.93mm
有效截面积 Effective Cross Area Ae	37.42mm ²
有效体积 Effective Volume Ve	1382.1mm ³
磁芯系数 Permeance Factor(C1)	0.987mm ⁻¹

批准 APPROVED BY	审核 CHECKED BY	拟制 PREPARED BY

客户 CUSTOMER	鑫源洋	客户料号 CUSTOMER P/N		版本号 REV NO	A0
DDK P/N	EE16/14/8.4-JP4		日期 DATE	2017.07.19	

3. 电气特性 ELECTRICAL CHARACTERISTICS

项目 ITEMS	规格 SPEC	测试条件 TESTING METHOD	测试仪器 TESTING INSTRUMENT
电感AL (nH/N ²) INDUCTANCE	2300±25%	1KHZ/ 0.25V ϕ 0.25*10TS	Chroma-3302 106X (25°C)
功率损耗(w) POWER LOSS	0.89 MAX	100KHz,200mT,100°C,10TS, 33.23V	GHY-5

4. 材质特性 MATERIAL CHARACTERISTICS

材质 MATERIAL: JP4 以下数据为T25*15*10磁环测试所得

特性 CHARACTERISTICS	单位 UNIT	特性值 VALUE
初始导磁率 INITIAL PERMEABILITY ui		2300±25%
饱和磁通密度 SATURATION MAGNETIC FLUX DENSITY(H=1194A*M) Bs	25°C	mT 510
	100°C	mT 390
剩余磁通密度 REMANENT FLUX DENSITY Br	25°C	mT 95
	100°C	mT 55
矫顽力 COERCIVE FORCE Hc	25°C	A/m 14.3
	100°C	A/m 8.8
居里温度 CURIETEMP Tc	-	°C ≥215
电阻率 ELECTRICAL RESISTIVITY p	-	Ω 6.5
密度 DENSITY d	-	kg/m ³ 4.8*10 ³

批准 APPROVED BY	审核 CHECKED BY	拟制 PREPARED BY

客户 CUSTOMER	鑫源洋	客户料号 CUSTOMER P/N		版本号 REV NO	A0
----------------	-----	----------------------	--	---------------	----

DDK P/N	EE16/14/8.4-JP4	日期 DATE	2017.07.19
---------	-----------------	------------	------------

5.外观要求 Appearance Requirement

5.1.清洁度: 外表干净, 无水泽, 灰尘, 氧化铝等杂物;

Tidiness: Clean , no water stain, no foreign substances like dust, alumina and etc.

5.2.掉角 Chips

产品A 尺寸 Core Size (Dim. A)	功能面:Functional surface			非功能面: Non Functional Surface		
	最大面积(mm ²) Max Area	深度(mm) Depth	最大数量 Max Qty.	最大面积(mm ²) Max Area	深度(mm) Depth	最大数量 Max Qty.
≤10mm	0.6	0.3	2	1.0	0.5	2
10mm~20mm	1.0	0.3	2	2.0	0.5	2
20mm~30mm	1.5	0.3	2	2.5	0.8	3
>30	2.0	0.3	2	4.0	0.8	3

5.3.磁芯配合面上裂缝深度不超过0.5mm, 长度不超过延长线长度的1/4, 磁芯非配合面上裂缝深度不超过1.0mm, 长度不超过延长线长度的1/3.

The depth of crack in the ground surface be no more than 0.5mm,length is no more than 1/4,length of lengthen line.In the non-ground surface,the depth should beno more than 1.0mm length is no more than 1/3 length of lengthen line.

5.4.毛刺: Bur(Flash)

5.4.1.不应有裸眼(视力1.5)能够见到的呈锯齿状的毛刺存在;

No visible ragged edges are allowed.

5.4.2.用手触摸检查时不允许有不光滑,扎手的毛刺存在;

No burrs can felt by bare hands are allowed.

5.4.3.长度:≤1/4 发生面边长。

Length of the burrs are supposed to be shorter than one fourth of the length of the core wherethe burrs occurred.

6. 检验方法 (Inspection Method) :

按GB/T2828.1-2003, 一次正常抽样, 检查水平II, AQL符合下列标准;

According to GB/T2828.1-2003,one time normal random sampling,Inspect lvevl II,AQL.should be as follows;

	抽验水准 (AQL)	检查项目Inspect Item
A	0.65	电气特性Electrical characteristics
B	1.0	尺寸size
C	1.5	外观appearance

备注:

1.以上标准之制定参照国际电工标准: IEC-60424, Above standards were made according to IEC-60424.

2. 以上标准未详见之处仍以IEC 电工标准为参照依据, Those not included in above standards may refer to IEC-60424.

3.上述文中的A 指的是产品外径, Dimension A mentioned above is referred to the outer dimension.

4.以上标准是JLW磁芯设计对外观外形的一般标准, 不包括客户的特殊要求。对于客户提出的有别于本标准之外的要求, 应与客户重新确认并文件化于产品规格承认书中。

Above standards are the general standards for the designing of the visual appearance of JLW ferrite cores. Customers' specific requirement other than those included above will be negotiated between JLW and customer and documented in the specification.

批准 APPROVED BY	审核 CHECKED BY	拟制 PREPARED BY

客户 CUSTOMER	鑫源洋	客户料号 CUSTOMER		版本号 REV NO	A0				
DDK P/N	EE16/14/8.4-JP4			日期 DATE	2017.07.19				

项目(Project)	A	B	C	D	E	F	PC(W)	AL (nH/N ²)
中心 Center value	16.50	7.50	8.40	4.50	11.10	5.45	0.89	2300
上限 Limit	17.00	7.80	8.70	4.80		5.70	MAX	2875
下限 Lower limit	16.00	7.20	8.10	8.10	MIN	5.20		1725
1	16.50	7.50	8.41	4.52	12.35	5.42	0.75	2300
2	16.52	7.52	8.44	4.51	12.36	5.45	0.71	2350
3	16.53	7.51	8.40	4.52	12.35	5.46	0.72	2355
4	16.51	7.52	8.40	4.50	12.35	5.48	0.71	2356
5	16.50	7.51	8.41	4.52	12.18	5.42	0.71	2363
6	16.51	7.50	8.42	4.52	12.15	5.41		2360
7	16.53	7.53	8.38	4.51	12.14	5.45		2354
8	16.52	7.55	8.40	4.52	12.25	5.42		2358
9	16.55	7.51	8.45	4.53	12.36	5.45		2359
10	16.52	7.50	8.40	4.51	12.24	5.48		2358
平均值	16.52	7.52	8.41	4.52	12.27	5.44	0.72	2351.3
判定	OK	OK	OK	OK	OK	OK	OK	OK

量具：数显卡尺 单位 (mm)

Measuring Tool: Digital Caliper: Unit (mm)

测试条件：1KHZ/ 0.25V ϕ 0.25*10TS

仪器：Chroma-3302 106X (25°)

Test Conditions: 1KHZ/ 0.25V ϕ 0.25*10TS

Instruments: Chroma-3302 106X (25°C)

备注 (Remarks) :

批准 APPROVED BY	审核 CHECKED BY	拟制 PREPARED BY

客户 CUSTOMER	鑫源洋	客户料号 CUSTOMER P/N		版本号 REV NO	A0
DDK P/N	EE16/14/8.4-JP4		日期 DATE	2017.07.19	

8.包装作业规范 SPECIFICATION PACKAGING OPERATIONS:

8.1. 内包装 INNER PACKING

机板规格尺寸及产品摆放方式 (Styrofoam box size and placement).

包装材料 Stuff Spec	规格 Size	所需数量 Pack Number
泡沫盒 Foam box		
纸箱 Carton box		

8.2. 产品重量 Product weight

单重 Singlet: 6.55g/Set

净重 Net weight:

毛重 Gross weight:

批准 APPROVED BY	审核 CHECKED BY	拟制 PREPARED BY

客户 CUSTOMER	鑫源洋	客户料号 CUSTOMER		版本号 REV NO	A0
DDK P/N	EE16/14/8.4-JP4		日期 DATE	2017.07.19	

机械强度测试

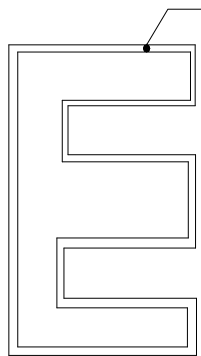
Mechanical strength test

单位
Unit: kgf

方向 Directio	标准 Standard	1	2	3	4	5	判定 The judgment
E向	≥1.5	3.6	3.3	3.4	3.5	3.8	OK
M向	≥2.0	4.3	4.2	4.5	5.0	5.2	OK

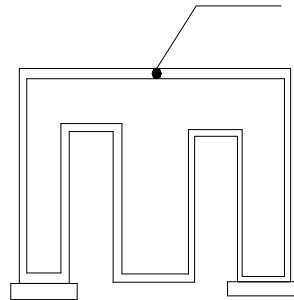
E向抗压点

E to pressure points



M向抗压点

M to pressure points



说明 Description:

1. E 抗压点在CORE的配合面2mm处。
E to pressure points on the mating surfaces of the CORE 2mm
2. M 抗压点在CORE的中柱背部正中间。
M to the compression point is at the CORE of column in the back of the Cente

批准 APPROVED BY	审核 CHECKED BY	拟制 PREPARED BY
李国庆	李苏华	黄晓丽