
承認書

SPECIFICATION FOR APPROVAL

客戶名稱 鑫源洋

CUSTOMER

品名規格 EE13/14/10 PC40

DESCRIPTION

客戶料號

DUS. P/N

提出日期

DATE 2016-4-26

出圖 DRAWING		
發行 MADE	復核 CHECKED	確認 APPROVED
DATE: 2016年4月26日		

承認 CUSTOMER APPROVE	

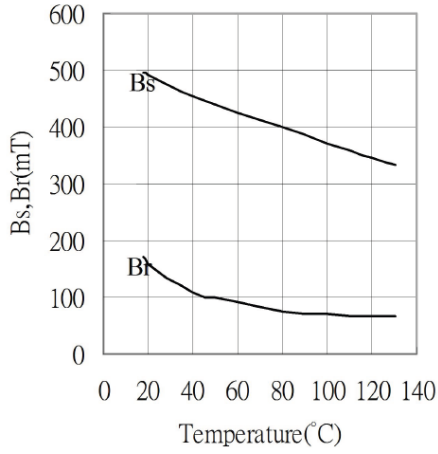
锰锌材料特性表
Mn-Zn material characteristics

- P 系列
- P series

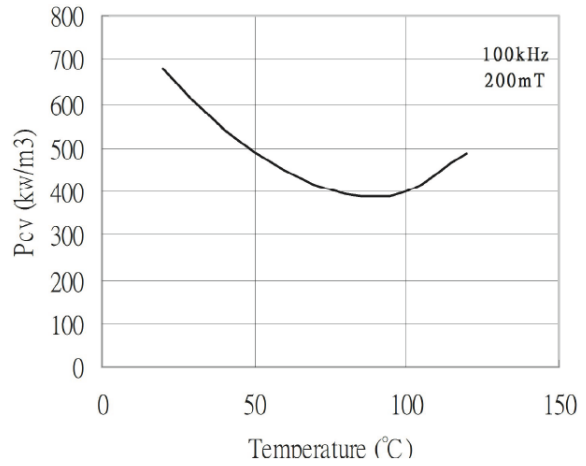
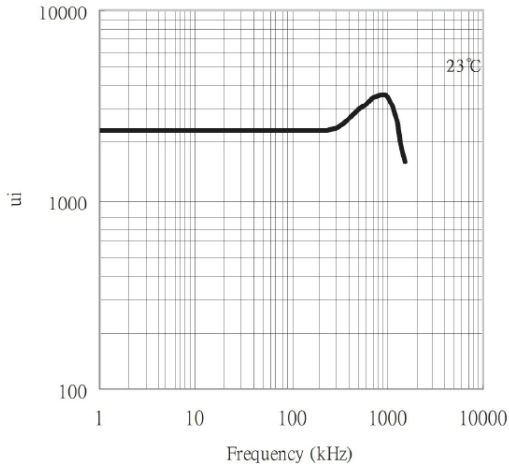
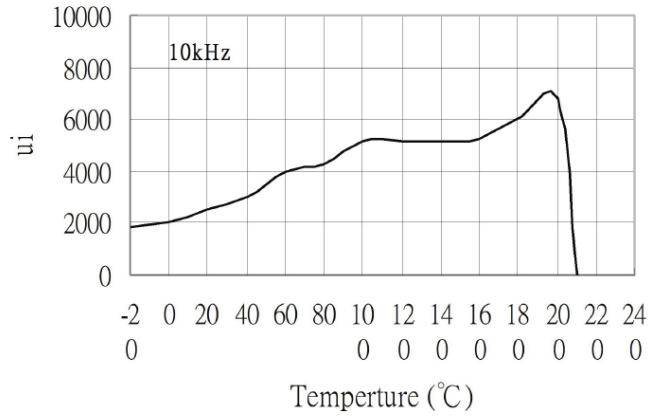
	单位 Unit	测试条件 Measuring Conditions		● PC40
测试产品 TEST CORE		T25-15-10		
初始磁导率 Initial permeability μ_i	-	1kHz	23 ± 2°C	2300 ± 25%
磁损耗 Core loss P_c	mW/cm ³	100kHz 200mT	25°C	600
			100°C	410
饱和磁感应强度 Saturation magnetic flux density B_s	mT	1194A/m	25°C	510
			100°C	390
剩磁 Retentivity B_r	mT		25°C	95
			100°C	55
矫顽力 Coercivity H_c	A/m		25°C	14.3
			100°C	8.8
居里温度 Curie temperature T_c	°C			> 215
电阻率 Resistivity ρ	Ω.m			6.5
密度 Apparent density d	g/cm ³			4.8

● PC40 锰锌材料特性图

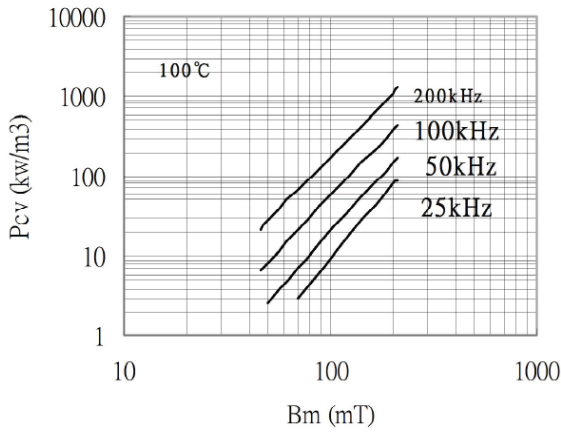
Bs, Br vs. Temperature



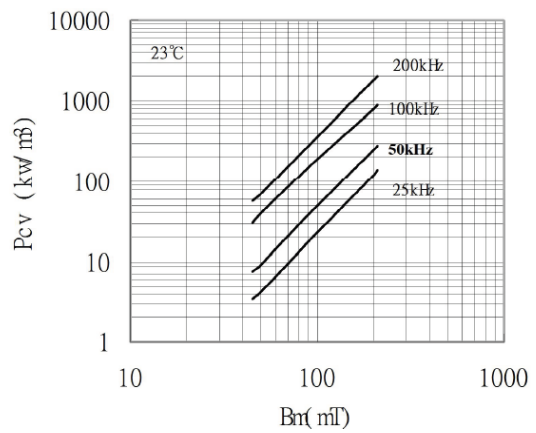
ui vs. temperature



Pcv vs. Bm



Pcv vs. Bm



電磁性能和機械性能

Electromagnetic And Mechanical Property

1 電感系数

Inductance factor AL

$$AL=2000 \pm 25\% \text{ nH/N}^2$$

Inductance

測試條件和儀器

Test Condition And Equipment

- 測試溫度 $T=25 \pm 2^\circ\text{C}$
Test Temperature
- 測試頻率和電壓 $f=1.0\text{KHz}; V=0.25\text{V}$
Test Frequency And Voltage
- 測試線圈 10TS
Test Coil $\phi 0.31$
- *氣隙厚度
- Gap Size
- 測試儀器 TH2816B
Test Equipment

2 功率損耗

Power Loss

- 功率損耗質量密度 $P_{cm} \leq 130\text{mW/g}$
Power Loss per gram
測試條件和測試儀器
- 測試溫度 $T=100 \pm 2^\circ\text{C}$
Test Temperature
- 測試頻率 $f=100\text{KHz};$
Test Frequency
- 峰值磁通密度 $B_m=200\text{mT}$
Peak Flux Density
- 測試線圈 $\phi 0.31 * 10\text{TS}$
Test Coil
- 測試儀器 CH2335A
Test Equipment

外觀要求

APPEARANCE REQUIREMENT

- 磁芯表面清潔、色澤均勻、光滑、無明顯的疏松現象,磨加工面應平整。

The surface of the core should be clean,smooth and no loose area,the color must be showing non apparent difference and the ground surface must be flat.

- 對於磁芯的掉塊，配合面上，掉塊的大小不得超過所在面線度的 0.4%；非配合面上，掉塊的大小不得超過所在面線度的 0.15%；二者深度不得超過 0.2mm，數量分別不得超過一處。

The chips on the ground surface,its length shouldn't be more than 0.4%length of its direction extend line on the same surface;The chips on the other surface:its length shouldn't be more than 1/10length of its direction extend line on the same surface.The depth of all the chips shouldn't be more than 0.2mm,the quantity of chips shouldn't be more than 1 points.

- 不允許有影響使用的毛刺存在。

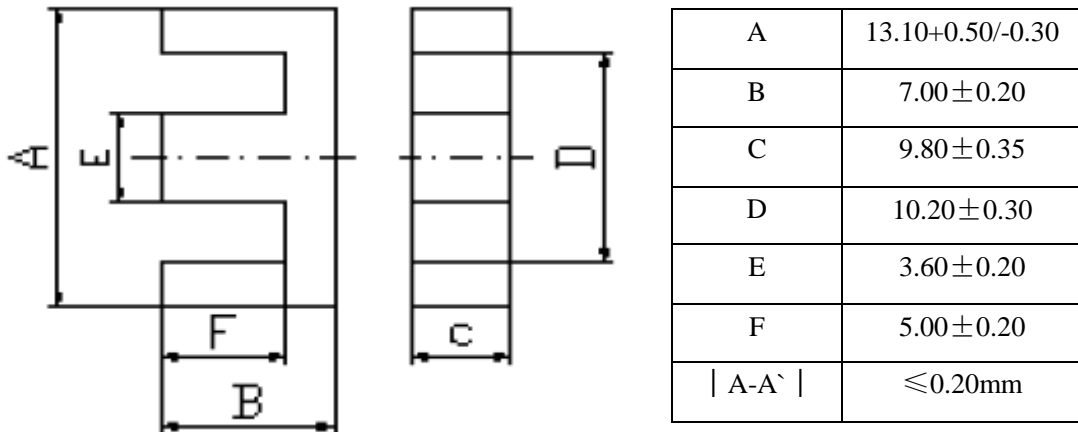
There shouldn't be any thorns on the core,which influence the practical use of the core.

- 采用目測（或與樣件比較）和精度不低於 0.02mm 的卡尺檢查。

Inspection equipment:Use eyesight(or sample compare)and slid gauge(high precision,not more than 0.02mm).

外形和尺寸

OUTERLINE AND DIMENSIONNS



磁芯常數 Core Factor C1(mm ⁻¹)	有效磁路長度 Effective Length Le(mm)	有效截面積 Effective area Ae(mm ²)	有效體積 Effective Volume Ve(mm ³)
1.0	33.7	33.7	1135.9

驗收規則

INSPECTION RULE

- 產品的驗收規則按 GB2828 《逐批檢查計數抽樣程序及抽樣表》的依次抽樣方案的規定進行，電磁性能特殊檢查水平為 S-3，合格質量水平 AQL 為 0.65，其他項目為一般檢查水平 II.合格質量水平 AQL 為 1.5。

Product inspection should be done according to the rules of first time sampling plan which included in standard of GB2828 “sampling procedures and tables for lot-by-lot inspection by attributes” .The especial inspection level of electromagnetic as:S-3,AQL=0.65;The other term as general inspection level as: II ,AQL=1.5.

- 客戶在接收到磁芯產品后十天內須驗收完畢，并請將驗收結果書面通知供貨方，否則，視為已驗收合格。

The customer should finish the work of inspection within 10days after received the cores and please send the Result of inspection to the supplier in report as quickly as possible.If no report was given to the supplier,the cores be treated as qualified products.

說明

NOTE

- 本承認書的數據更改須經雙方確認，任一方單獨修改無效。

Any revise to the contents this Approval Application must be confirmed by the customer and the supplier,otherwise the revise is invalid.

- 本承認書一式二份，確認后請返回一份原件。

After the customer has confirmed Approval Application(tatal 2 books),please send 1 book to supplier.